



***Wisconsin Energy
Corporation***

August 2010

Cautionary Statement Regarding Forward-Looking Information

Much of the information contained in this presentation is forward-looking information based upon management's current expectations and projections that involve risks and uncertainties. Forward-looking information includes, among other things, information concerning earnings per share, earnings per share growth, dividend payouts and dividend payout ratios, construction costs and capital expenditures, customer and economic growth, electric sales, rate base and the capital structure. Readers are cautioned not to place undue reliance on this forward-looking information. Forward-looking information is not a guarantee of future performance and actual results may differ materially from those set forth in the forward-looking information. In addition to the assumptions and other factors referred to in connection with the forward-looking information, including, without limitation, final resolution of the Michigan retail rate case; rate recovery of any costs above the PSCW approved amount for the Oak Creek expansion; PSCW approval of utility construction projects; and continued growth in earnings from ATC, factors that could cause Wisconsin Energy's actual results to differ materially from those contemplated in any forward-looking information or otherwise affect our future results of operations and financial condition include, among others, the following: general economic conditions; business, competitive and regulatory conditions in the deregulating and consolidating energy industry, in general, and, in particular, in the company's service territories; timing, resolution and impact of pending and future rate cases and other regulatory decisions; availability of the company's generating facilities; unanticipated changes in purchased power costs; unanticipated changes in coal or natural gas prices and supply and transportation availability; key personnel changes; the ability to recover fuel and purchased power costs; varying weather conditions; catastrophic weather-related or terrorism-related damage; construction risks; obtaining necessary investment capital to implement the company's Power the Future program; adverse interpretation or enforcement of permit conditions by permitting agencies; equity and bond market fluctuations; the investment performance of the company's pension and other post-retirement benefit plans; the impact of recent and future federal, state and local legislative and regulatory changes; the effect of accounting pronouncements issued periodically by standard setting bodies, including any requirement for U.S. registrants to follow International Financial Reporting Standards instead of GAAP; foreign, governmental, economic, political and currency risks; and other factors described under the heading "Factors Affecting Results, Liquidity and Capital Resources" in Management's Discussion and Analysis of Financial Condition and Results of Operations and under the headings "Cautionary Statement Regarding Forward-Looking Information" and "Risk Factors" contained in Wisconsin Energy's Form 10-K for the year ended December 31, 2009 and in subsequent reports filed with the Securities and Exchange Commission. Wisconsin Energy expressly disclaims any obligation to publicly update or revise any forward-looking information.

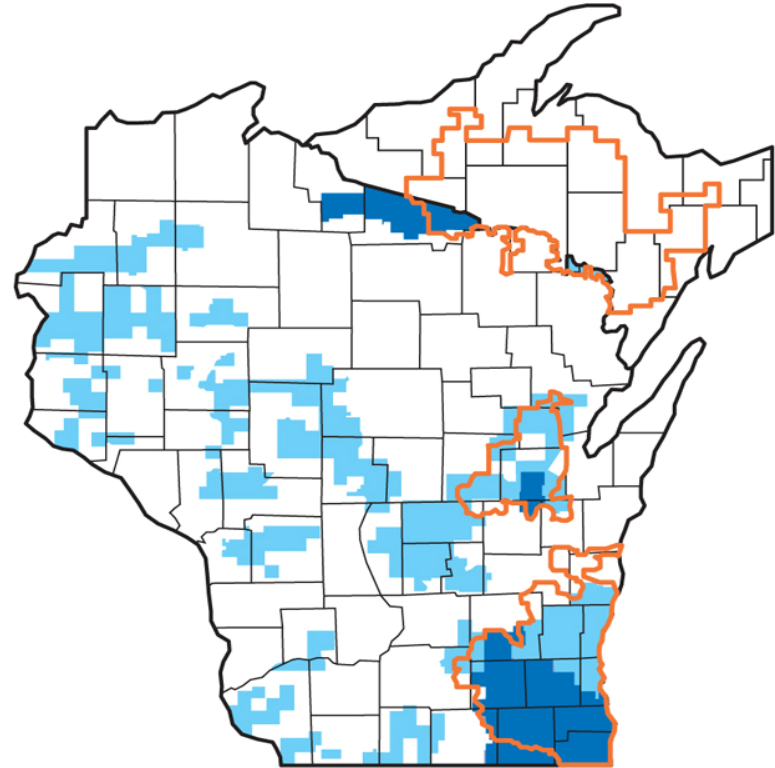
Key Areas to be Covered

- Overview of the Company
- Forecast of Electric Sales
- Rate Case Activity
- Renewables Strategy
- Update on Oak Creek Construction
- Earnings Outlook

Overview of Wisconsin Energy

Retail Electric and Gas Utilities

- Largest electric and gas company in Wisconsin
 - 1.1 million electric customers
 - 1.0 million natural gas customers



- **Wisconsin Electric** Gas Service Area
- **Wisconsin Electric** Electric Service Area
- **Wisconsin Gas** Service Area

Overview of Wisconsin Energy

Power the Future Plan

- Power the Future
 - We Power builds, finances, and owns four new generating units
 - Two natural gas units - now complete
 - Two coal units – one complete and another nearing completion
 - Leased to and operated by Wisconsin Electric under 25 and 30 year leases

Overview of Wisconsin Energy

Power the Future Plan

	<u>Natural Gas</u>	<u>Coal</u>
Capacity	1,090 MW ¹	1,030 MW ¹
Investment	\$664 million	\$2.0 billion
ROE	12.7%	12.7%
Equity	53%	55%
Initial Lease Term	25 Years	30 Years
Actual & Targeted In-service Dates	Unit 1 – July 16, 2005 Unit 2 – May 23, 2008	Unit 1 – February 2, 2010 Unit 2 – 4 th Quarter 2010
Consolidated Net Income 2011 Estimate	\$38 million ²	\$ 119 million ²

¹All capacity and investment amounts reflect WEC ownership only. Demonstrated capacity for the natural gas units is 1,150MW – value shown in table is amount guaranteed in lease agreement.

²Includes allocation of holding company debt.

Overview of Wisconsin Energy

Wholesale Electric Transmission

- Wisconsin Energy owns 26.2% of American Transmission Company (ATC)
- In 2009, ATC contributed \$35 million to our net income
 - Represented 9.3% of consolidated earnings
- ATC's projected capital investment over the next ten years is \$2.5 billion
 - ATC rate base at year end 2009 was approximately \$2.5 billion
- Regulated by the FERC for purposes of rates and returns
 - 12.2% return on equity with true-up mechanism
 - Transmission siting comes under state jurisdiction

Forecast of Electric Sales for 2010

	<u>Annual</u>	<u>YTD - June</u>	
	2010 Forecast vs. <u>2009 Normalized</u>	2010 Normalized vs. 2009 <u>Normalized</u>	2010 Forecast vs. 2009 <u>Normalized</u>
Residential	-0.2%	-1.0%	-0.3%
Small C&I	-3.0%	-0.1%	-2.8%
Large C&I (ex. Mines)	1.7%	2.6%	2.5%
Total Large C&I	<u>1.6%*</u>	<u>10.0%</u>	<u>2.8%</u>
Total Retail	-0.4%*	3.1%	0.0%

*Current estimates for large C&I and total retail are 5.5% and 0.9%, respectively, given increase in projected usage by the Mines.

Rate Case Activity

Wisconsin Jurisdiction

- Order was received for 2010 retail rate case on December 18, 2009
- Allowed returns and equity ratios

	<u>ROE</u>	<u>Equity</u>
Wisconsin Electric	10.4%	48.5% to 53.5%
Wisconsin Gas	10.5%	45.0% to 50.0%

- Combined average total rate base for utilities is projected to be \$5.7 billion in 2010

Rate Case Activity

Wisconsin Jurisdiction

- Electric fuel case was filed on February 19
- An increase in natural gas prices as compared to the forecast was a key driver for the increase
- The PSCW granted interim relief effective March 25
 - A final review is expected later this year
 - Any over-recovery of actual costs for 2010 is subject to refund
- Total Wisconsin jurisdictional increase of \$60.5 million
 - Impact on customers is expected to be \$48.1 million or 1.8% this year
- Fuel under-recovery is now expected to be approximately \$30 to \$35 million this year
 - Higher summer loads have been a driver for this additional increase in fuel and purchased power costs
- Earnings guidance is \$3.70 to \$3.75 per share for 2010
 - Third quarter earnings are estimated to be 80 to 85 cents per share

Rate Case Activity

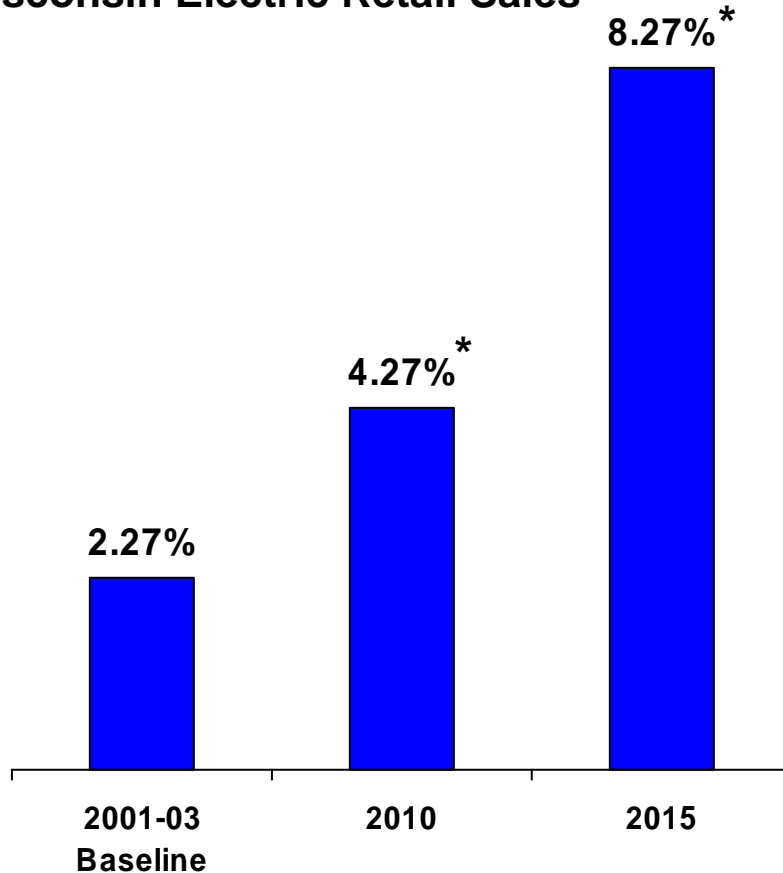
Michigan Jurisdiction

- A \$12 million increase was self implemented in February
- Final order in the rate case was received on July 1
 - Requests for re-hearing were filed with the commission on August 2
- Allows for an additional increase of \$11.5 million
 - Brings the total annual increase to \$23.5 million
- The commission accepted the lease payments associated with Oak Creek Unit 1
- Lease payments for Oak Creek Unit 2 are expected to be included in the next rate case following commercial in-service of the unit

Renewable Energy Opportunity

Renewable Portfolio Standard in Wisconsin

Required Percentage for Wisconsin Electric Retail Sales



- Total Renewable Energy Requirement
2010 - 1.4 TWh
2015 - 2.5 TWh

*Requirements at a Wisconsin state level are 5% and 10% in 2010 and 2015 respectively

Renewable Energy Opportunity

Wind Projects

- Blue Sky Green Field
 - Completed May 2008
 - 145 MW
 - \$295 million investment
- Glacier Hills
 - Construction began May 2010
 - 160 MW
 - \$367 million investment
- Wisconsin Electric has executed 75 MW of short term Power Purchase Agreements



Renewable Energy Opportunity

Biomass and Solar Projects

- Biomass
 - Filed application for a 50MW project with PSCW on March 15
 - Estimated investment of \$255 million with a target in-service date of 2013
 - Decision expected by year end
- 12.5 MW of solar
 - Expected investment of \$85 to \$90 million
 - Targeting 2013 in-service date for initial projects
- We expect to need additional renewable capacity to meet the 2015 requirement
 - If all of this came from wind projects, it would require almost 500MW
- All of these projects are subject to PSCW review and approval

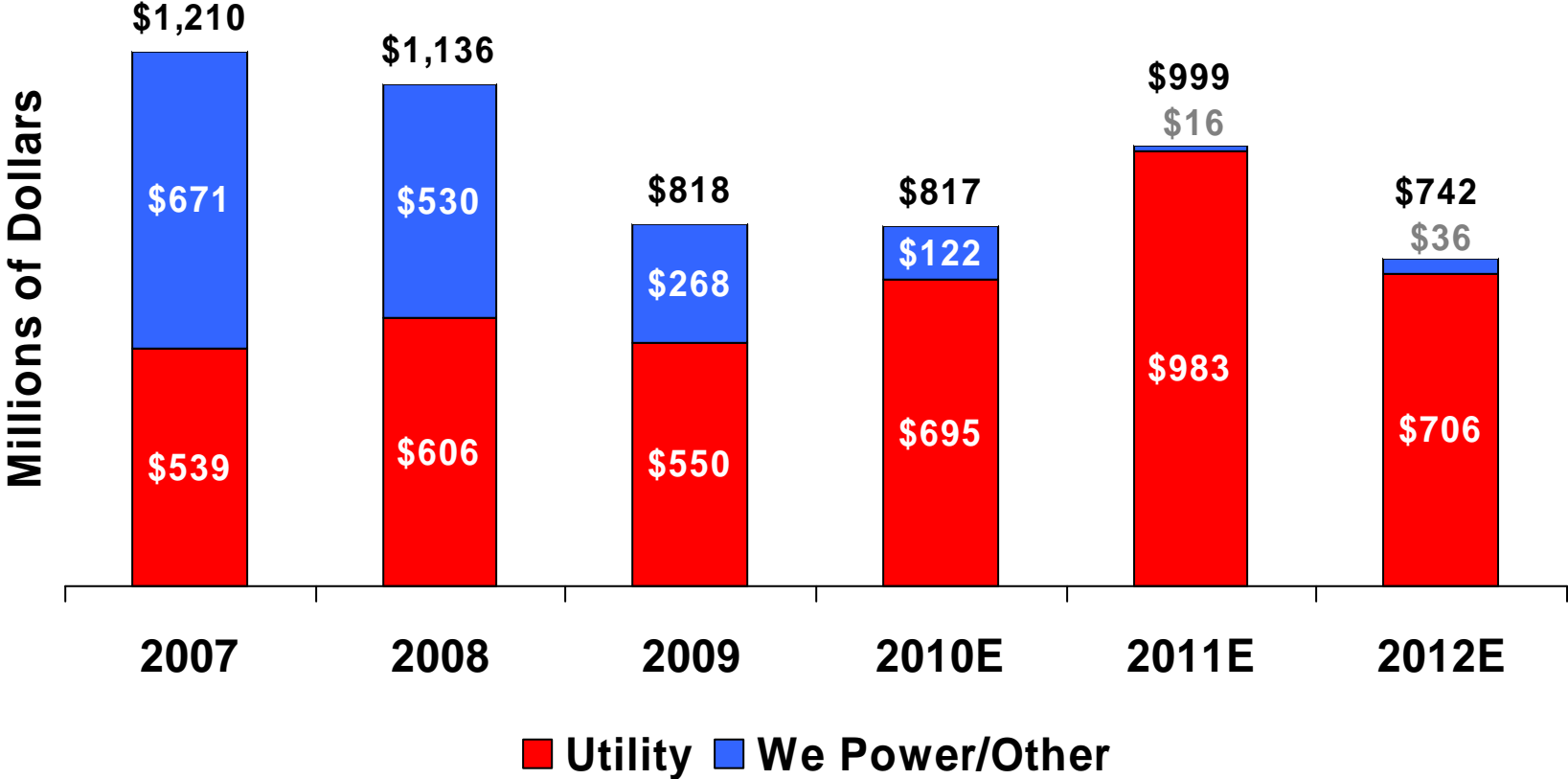
Update on Oak Creek Expansion

- Oak Creek Unit 1 now in service
- Oak Creek Unit 2 nearing completion
 - Major construction work is complete
 - Commissioning and testing are underway
 - First fire on coal and synchronization with the grid have been achieved
 - Bechtel is expected to meet or beat guaranteed in-service date of November 28 – current view is that in-service is likely to be a 4th quarter event
- Bechtel had sought \$517 million plus schedule relief
- All claims in arbitration with Bechtel have been settled
- Settlement includes \$72 million payment to Bechtel
 - We are responsible for 85% of the payment

Projected Earnings Base for 2011 - 2012

	<u>2011</u>	<u>2012</u>
Electric and Gas Utilities	\$2.71 to \$2.81	\$7 billion rate base
Power the Future	\$1.33	\$1.33
- Includes allocation of approximately \$375 million of 6.25% rate holding company debt		
Wholesale Electric Transmission	\$0.33	\$0.34
- 26.2% Investment in ATC		
Unallocated holding company debt	(\$0.27)	(\$0.17)
	\$4.10 to \$4.20	

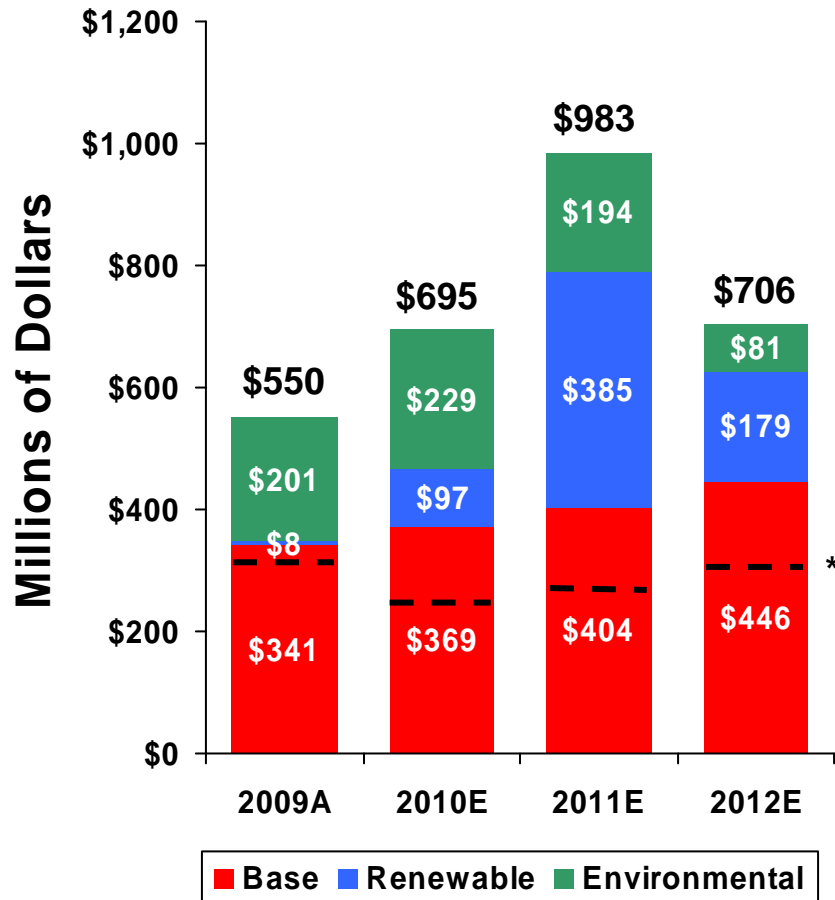
Actual and Projected Capital Expenditures



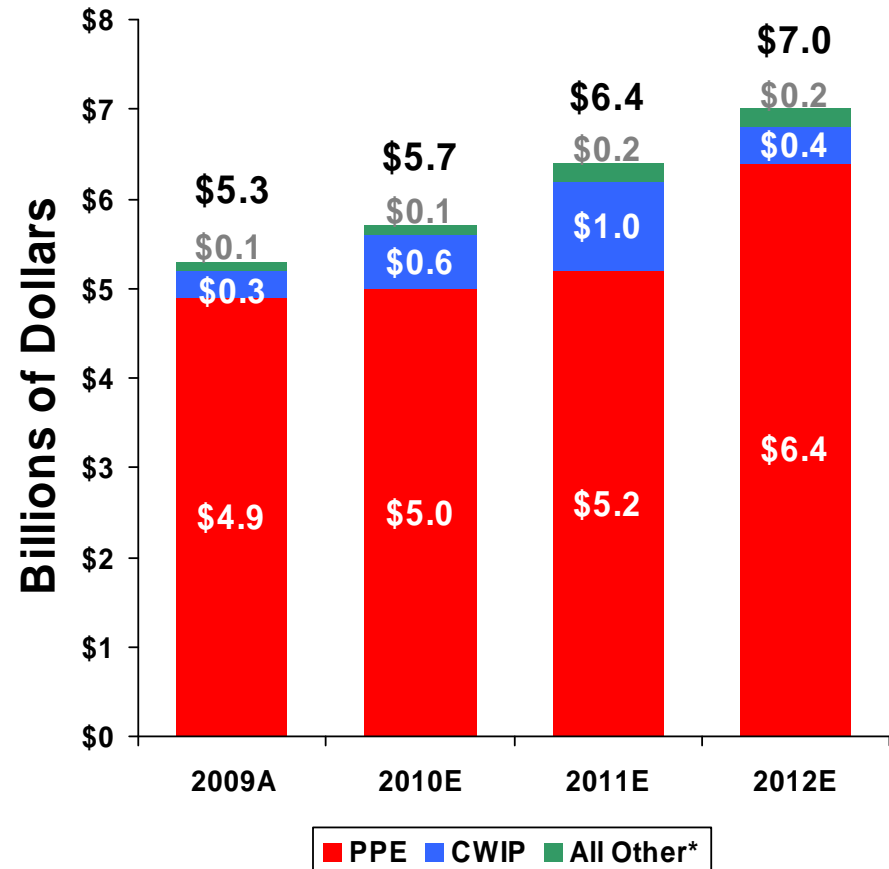
Retail Electric and Gas Utilities

Expected Investment and Rate Base

Breakdown of Utility Capital Expenditures



Average Total Utility Rate Base



*All other is comprised of customer advances, def. taxes, inventory and implied working capital. Their approximate value in 2009 was (\$.1), (\$.8), \$.3, and \$.7 billion, respectively.

Retail Electric and Gas Utilities

Rate Base Detail

Millions of Dollars

Major Capital Projects	2010	2012	In-Service Value
Oak Creek – AQCS	\$460	\$890	\$935
<i>*In-service 2012</i>			
Glacier Hills Wind Park	50	380	395
<i>*In-service by year-end 2011</i>			
Biomass – Domtar	10	210	295
<i>*In-service Fall 2013</i>			
	\$520⁽¹⁾	\$1,480⁽¹⁾	\$1,625⁽²⁾

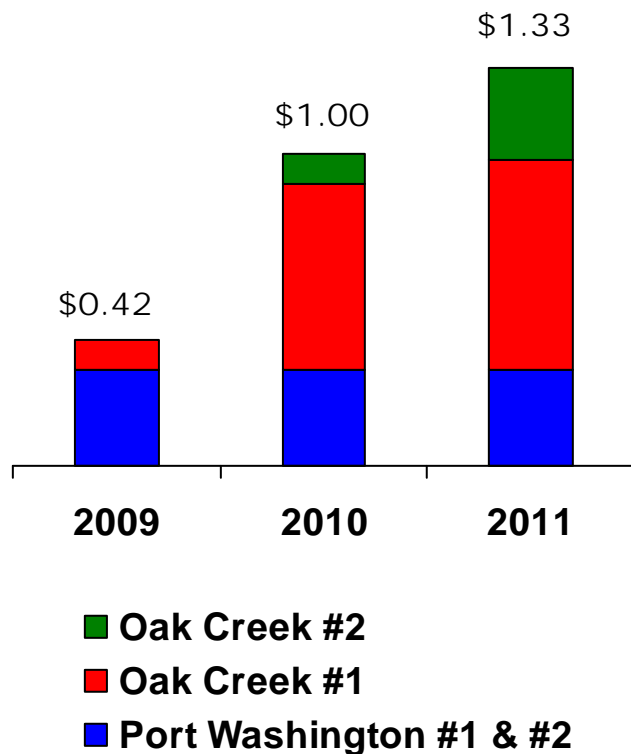
⁽¹⁾Includes Net Plant and CWIP, based on a 13-month average.

⁽²⁾Includes direct spending and AFUDC, measured at the time of in-service.

Power the Future

Expected Earnings

Earnings per Share Contribution Consolidated Basis



Key Assumptions

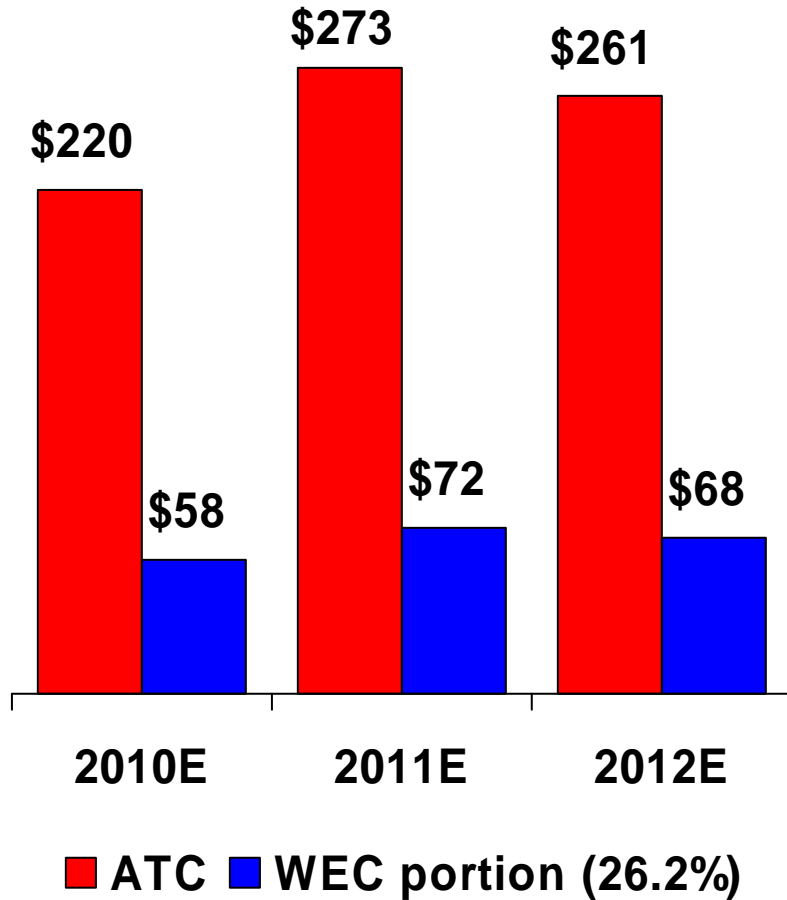
- Oak Creek Unit 2 in service November 1, 2010 – one month change results in +/- 2 cents per share in 2010
- Cost estimate of \$2 billion for WEC's ownership of the coal units
- Free cash flow of \$209 million in 2011 – after capex and debt repayment at We Power level
- Earnings contribution expected to grow somewhat over time as debt repayment occurs

*Includes allocation of holding company interest.
Capitalized interest benefit not included.

Wholesale Electric Transmission

Expected Earnings

Projected Capital Expenditures (Millions of Dollars)



Key Assumptions

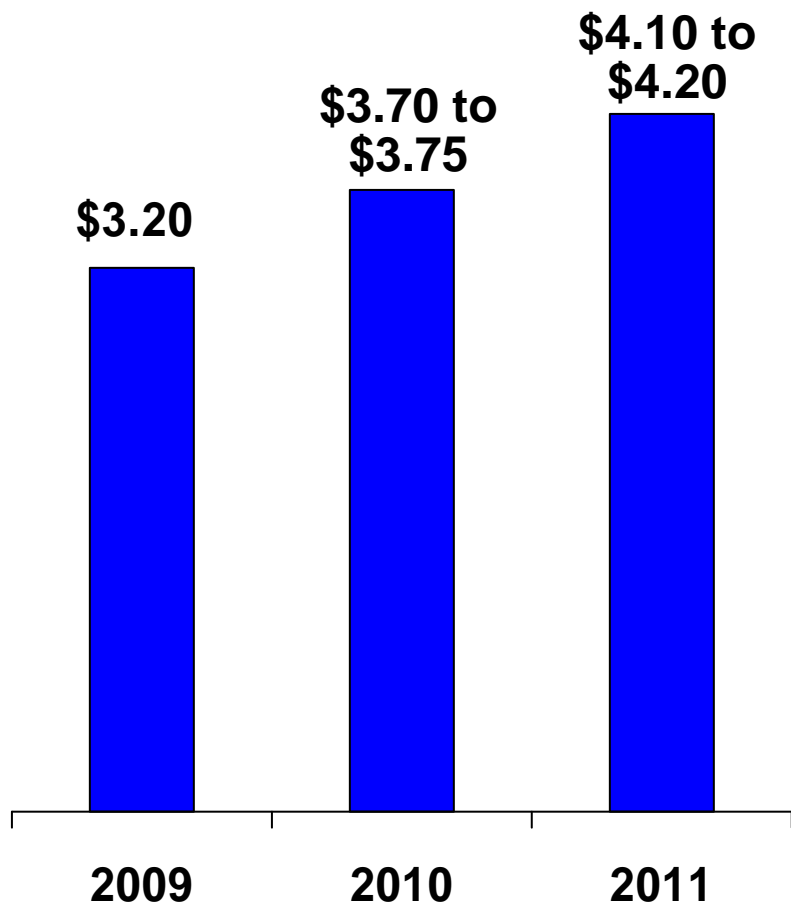
- ATC expected to average \$250 million annual capital expenditures over the next ten years
- Implies average \$30 million effective annual rate base growth for WEC
- Expect a \$0.33 and \$0.34 contribution to EPS in 2011 and 2012 respectively
- Excludes potential transmission projects for renewables or other regional overlay

Financing and Dividend Policy

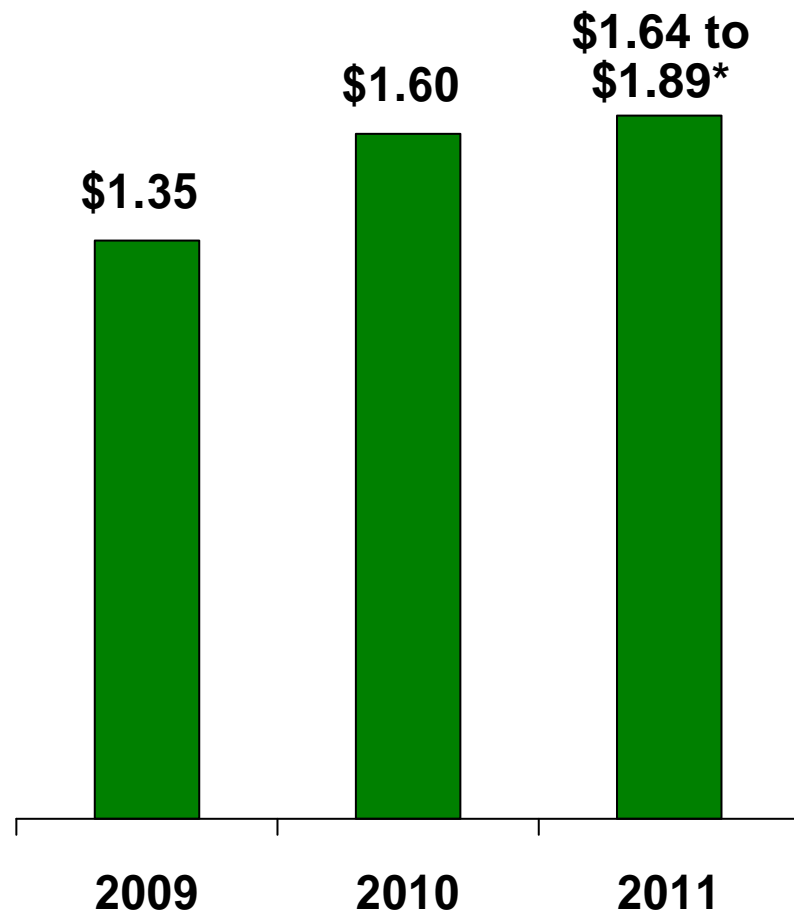
- Capital Structure Goals
 - Reach and maintain 55% debt to capital by the end of 2013
 - Assumes half of hybrid securities are treated as common equity
- Current Dividend Policy
 - Target a dividend payout ratio of 40-45 percent of earnings this year as well as 2011
 - Target 45-50 percent of earnings starting in 2012
- Do not expect to issue any additional shares

Projected Growth in Earnings and Dividends

Earnings per Share



Dividends per Share



*Projected dividend is based on 40% payout on \$4.10 of earnings at low end and 45% payout on \$4.20 of earnings at high end.

Key Takeaways on Wisconsin Energy

- Solid utility franchises with strong projected growth in rate base
- Power the Future program almost complete – highly visible earnings and strong cash flow
- Investment in American Transmission Company provides an additional regulated growth opportunity
- Positioned to deliver among the best risk-adjusted returns in the industry